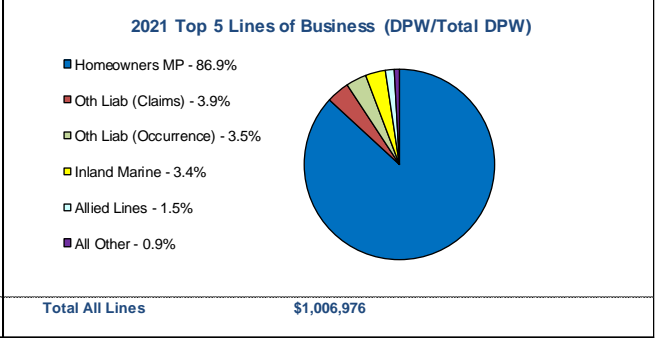
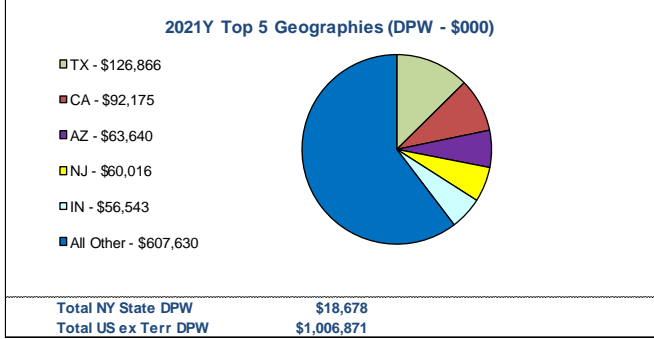
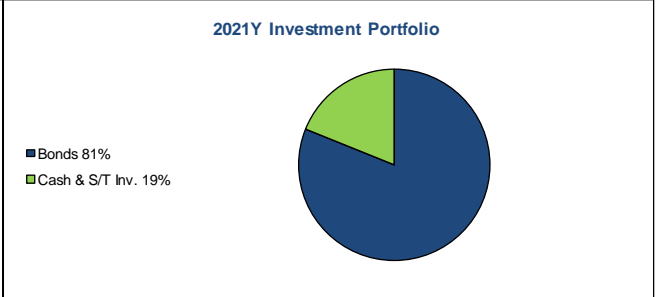
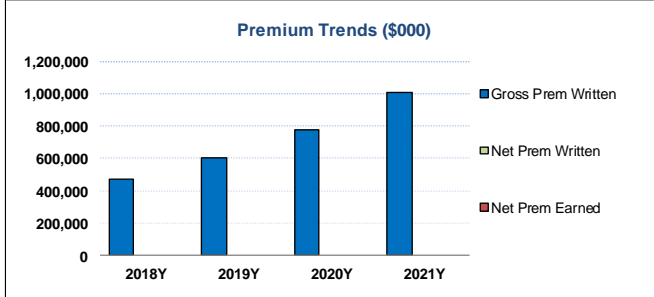
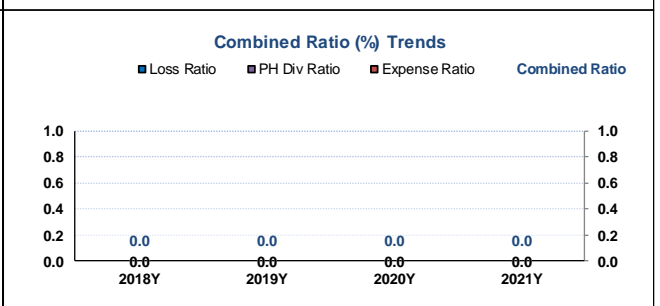
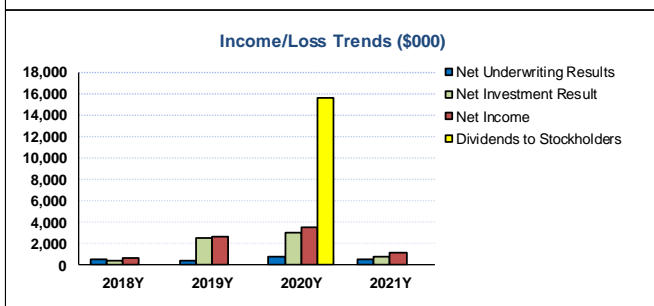




**HOMESITE INSURANCE COMPANY, NAIC #17221
AMERICAN FAMILY INSURANCE GROUP**

Dollars in 000

	2018Y	2019Y	2020Y	2021Y		2018Y	2019Y	2020Y	2021Y
Total Assets	171,651	158,608	162,211	301,848	RBC Ratio (%)	179,803.6	48,869.8	71,824.1	6,712.0
Total Liabilities	82,945	67,265	82,890	222,383	2yr Res Development	0	0	0	0
Policyholder Surplus	88,706	91,343	79,321	79,465	2yr Dev/ Surplus	0.0%	0.0%	0.0%	0.0%
Cash & Invested Assets	73,747	81,996	63,045	63,979	Affiliated Common Stock	0	0	0	0
Cash & Invested Assets/ Total Assets	43.0%	51.7%	38.9%	21.2%	Affiliated CS / Surplus	0.0%	0.0%	0.0%	0.0%
Net Cash from Operations	175	40,025	-12,065	46,178	Net Reins Recoverable	388,053	486,341	588,682	704,700
Loss & LAE Reserves	0	0	0	0	Net Reins Rec / Surplus	437.5%	532.4%	742.2%	886.8%
Loss & LAE Reserves/Surplus	0.0%	0.0%	0.0%	0.0%	AMB / S&P Ratings	A / NR	A / NR	A / NR	A / NR



Total NY State DPW	\$18,678
Total US ex Terr DPW	\$1,006,871

Total All Lines	\$1,006,976
-----------------	-------------

**Top 5 Reinsurers for Homesite Insurance Co. by Gross Recoverables
Period: 2021Y**

Dollars in 000

Reinsurer	Reinsurance Class	Reins Authorized Status	Gross Recov	Over 120 Days Overdue
1 - Homesite Insurance Company of the Midwest	US Affiliated Non-captive Non-pooling	Authorized	865,376	0
2 - National Flood Insurance Program	Mandatory Pools	Authorized	8,356	0
3 - Factory Mutual Insurance Company	US Unaffiliated	Authorized	382	0
4 - Florida Hurricane Catastrophe Fund	US Unaffiliated	Authorized	0	0
5 -	-	-	-	-

S&P Disclaimer Notice:

Reproduction of any information, data or material, including ratings ("content") in any form is prohibited except with the prior written permission of the relevant party. Such party, its affiliates and suppliers ("content providers") do not guarantee the accuracy, adequacy, completeness, timeliness or availability of any content and are not responsible for any errors or omissions (negligent or otherwise), regardless of the cause, or for the results obtained from the use of such content. In no event shall content providers be liable for any damages, costs, expenses, legal fees, or losses (including lost income or lost profit and opportunity costs) in connection with any use of the content. A reference to a particular investment or security, a rating or any observation concerning an investment that is part of the content is not a recommendation to buy, sell or hold such investment or security, does not address the suitability of an investment or security and should not be relied on as investment advice. Credit ratings are statements of opinions and are not statements of fact.

ULTIMATE PARENT – American Family Insurance Group

Corporate Profile		Financial Strength Ratings	
Address:	American Family Insurance Group 6000 American Parkway Madison, WI, 53783	S&P Global:	-
Website:	www.amfam.com	Moody's:	-
President :	-	Fitch:	-
Ticker Symbol:	-: -	AM Best - P&C:	-
2021 Form 10-K:			

Highlights (\$000)	2018Y	2019Y	2020Y	2021Y
Total Assets	27,502,521	31,123,650	33,941,801	36,316,396
Total Policy Reserves	15,249,017	17,204,182	17,825,729	19,136,783
Total Debt	0	0	0	0
Total Other Liabilities	3,226,657	4,156,339	5,513,975	6,052,944
Sep Account Liabilities	0	0	0	0
Total Liabilities	18,495,674	21,360,521	23,339,704	25,189,727
Total Equity	9,006,847	9,763,129	10,602,097	11,126,669
Total Liab & Equity	27,502,521	31,123,650	33,941,801	36,316,396
Book Value / Share (\$)	0.00	0.00	0.00	0.00
Reserves / Investments & Cash (x)	0.82	0.78	0.74	0.75
Reserves / Liabilities (x)	0.82	0.81	0.76	0.76
Reserves / Equity (x)	1.69	1.76	1.68	1.72
Debt / Equity (x)	0.00	0.00	0.00	0.00
Dec. 31 Closing Price (\$)	0.00	0.00	0.00	0.00
Net Income (\$)	295,292	455,509	404,000	752,118
Basic EPS (\$)	0.00	0.00	0.00	0.00
Investment Yield (%)	4.83	6.61	4.85	7.04
Ratios (%)				
Loss Ratio	76.23	77.13	71.85	72.08
Expense Ratio	27.77	28.57	31.65	31.72
PH Dividend Ratio	<u>0.00</u>	<u>0.00</u>	<u>0.00</u>	<u>0.00</u>
Combined Ratio	104.00	105.70	103.50	103.80

Company Description and Notes

Industries: Personal and Commercial Lines Property and Casualty Insurance, Reinsurance, Insurance Services, Claims Management and Associated Investment Management

Geography: United States

HISTORY

Homesite Insurance Company (Homesite Insurance) was incorporated in 1985, in Connecticut, as Royal Special Risks Insurance Company, a subsidiary of Globe Indemnity Company, itself a subsidiary of Royal Group, Inc. In 1999, Globe Indemnity Company and Royal Group, Inc. entered into a definitive stock purchase agreement to sell the company to Homesite Group Inc. (HGI). Subsequent to its purchase, the company was renamed Homesite Insurance Company. In 2013, American Family Mutual Insurance Company (American Family) acquired 100% ownership of HGI and its subsidiaries, including the company. American Family is itself wholly owned by the American Family Insurance Mutual Holding Company (AFIMHC), collectively known as the American Family Group (AFG). The Company was re-domiciled from Connecticut to Wisconsin in 2016, the NAIC Lead State of the American Family Insurance Group. The company has been eligible to write business in New York since February 2020. As of December 31, 2021, Homesite Insurance is licensed in forty-four (44) states and the District of Columbia.

REINSURANCE

Homesite Insurance and seven (7) other affiliates cede 100% quota share to Homesite Insurance Company of the Midwest, who in-turn cedes 80% to the group parent, American Family. As a result of the 100% cession, no values are reported for net premiums written or earned, underwriting income and the various combined ratio trends. As such, the financial strength of the company is heavily dependent on the credit risk of American Family as well as investment risk of its own invested assets, managed in common by American Family. For the years 2018 through 2020, respectively, Homesite Insurance net reinsurance recoverable was shown as \$388M, \$486M, \$589M, and \$705M, representing 438%, 532% and 742% and 887% of company surplus.

HOLDING COMPANY

Founded 1927 as the Farmers Mutual Insurance Company, in Madison, Wisconsin, to sell auto insurance to farmers, the company changed its name to American Family Insurance Company in 1963. The American Family Insurance group is the nation's 13th-largest property/casualty insurance group and sells American Family-brand products and insurance, primarily through exclusive agency owners in 19 states. The American Family Insurance group also includes American Family Connect Property and Casualty Insurance Company, Ameriprise Auto & Home, The General, Homesite companies and the Main Street America companies. AM Best collectively rates twenty-two (22) insurance subsidiaries of the American Family Insurance Company group, including Homesite Insurance Company. For the years 2018 through 2021 AM Best rated the group 'A' and assigned the financial size of XV (\$2bn - >).

SUBSEQUENT NOTEWORTHY OBSERVATIONS

Important Information Regarding Financial Summaries

This financial summary contains information helpful to New York excess lines brokers in meeting their non-delegable duty to use "due care" in the selection of a financially secure excess line insurer. Definitions of the financial terms used in the summaries appear as pop-up boxes when hovering your mouse over the corresponding text. For additional guidance on assessing insurance company financial statements, please reference "ELANY COMPLIANCE ADVISOR: FUNDAMENTALS OF INSURANCE COMPANY FINANCIAL ANALYSIS".

The Excess Line Association of New York has compiled the insurance company financial information from the Annual Statutory Financial Statements. All ratios, charts, and graphs are based on the compiled information. We have made every effort to ensure all information transcribed for these pages is correct. However, the Excess Line Association of New York cannot attest to the accuracy of data provided by its sources, nor do we make any warranties, either expressed or implied, regarding the accuracy or completeness of information presented in this document. We assume no responsibility for loss or damage resulting from the use of this information.